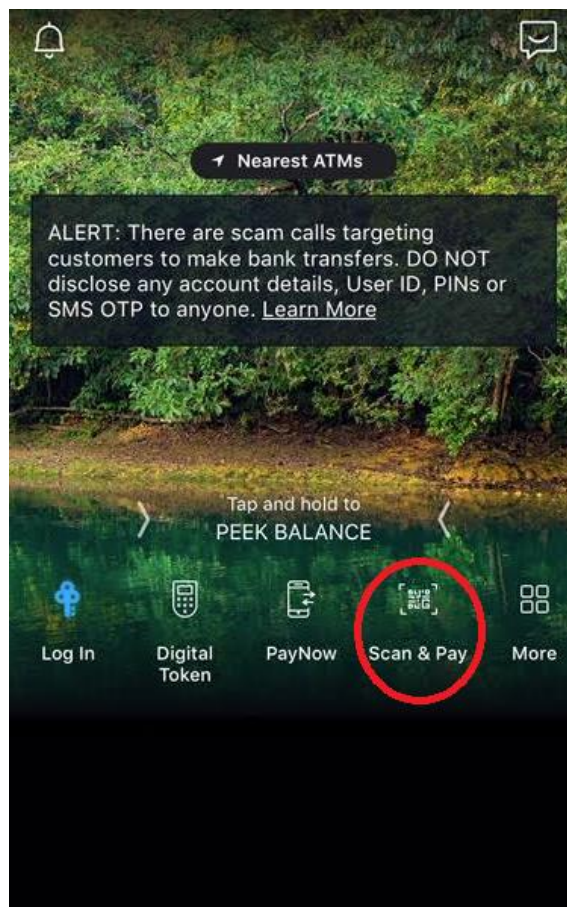


HVMC


PAYNOW

You can transfer your offering via PayNow.
HVMC's UEN: T12CC0004K



STEP 1

Launch your bank app and select “Scan & Pay”.
Login using your password or Touch ID.



HVMC

PAYNOW

You can transfer your offering via PayNow.
HVMC's UEN: T12CC0004K




Open Offering



Second Offering

STEP 2

Scan the QR Code.



HVMC

PAYNOW

You can transfer your offering via PayNow.
HVMC's UEN: T12CC0004K

Scan & Pay

POSB Everyday Savings Account

HV HOLLAND VILLAGE METHODIS...
UEN T12CC0004K

Amount In
SGD 0.00

Authorised

Remaining

Enter UEN/Bill Reference No.
Open Offering

What's UEN/Bill Reference Number?

By tapping "Pay Now", you agree to be bound by the [Terms and Conditions](#).

PAY NOW

Scan & Pay

POSB Everyday Savings Account

HV HOLLAND VILLAGE METHODIS...
UEN T12CC0004K

Amount In
SGD 0.00

Authorised SGD 5,000.00

Remaining SGD 5,000.00

Enter UEN/Bill Reference No.
Second Offering


What's UEN/Bill Reference Number?

By tapping "Pay Now", you agree to be bound by the [Terms and Conditions](#).

PAY NOW

STEP 3

You will see the name "Holland Village Methodist Church" & ^Open Offering / ^Second Offering appear on your app.
(^Depend on which QR code you select)



HVMC

PAYNOW

You can transfer your offering via PayNow.
HVMC's UEN: T12CC0004K

The screenshot shows the 'Scan & Pay' screen in the PayNow app. At the top, there is a back arrow and the title 'Scan & Pay'. Below this, there are two account options: 'POSB Everyday Savings Account' with a blue key icon and a right arrow, and 'HOLLAND VILLAGE METHODIS...' with an orange 'HV' icon and 'UEN T12CC0004K' below it. A dark grey input field for the amount is highlighted with a red oval, showing 'SGD' and '0.00'. Below the amount field, there are labels for 'Authorised' and 'Remaining'. Further down, there is a text input field with the placeholder 'Enter UEN/Bill Reference No. Open Offering' and a link 'What's UEN/Bill Reference Number?'. At the bottom, there is a blue button labeled 'PAY NOW' which is also highlighted with a red oval. A disclaimer at the bottom reads: 'By tapping "Pay Now", you agree to be bound by the Terms and Conditions.'

STEP 4

Key in the amount you want to give and click **PAY NOW**.